



ALL DIMENSIONS AS SHOWN  
HEREON ARE PROPOSED


 LIMITED COMMON ELEMENT

 COMMON ELEMENT

**PROPOSED TYPICAL RESIDENTIAL FLOOR  
(SECOND FLOOR)**

**LA PLAYA CONDOMINIUM**

PERDIDO KEY, FLORIDA  
4 APRIL 2001



1 INCH = 30 FEET



NORTH

PREPARED BY  
DOUGHERTY + CHAVEZ ARCHITECTS  
35008 EMERALD COAST PARKWAY  
SUITE 301  
DESTIN, FLORIDA 32541  
PH. (850) 650-5881

EXHIBIT A  
PAGE